



lumini Solucoes em Iluminacao LTDA  
www.lumini.com.br  
Email:laboratorio@lumini.com.br  
Tel:+55 11 3437-5555 Fax:+55 11 3437-5555  
Address:Rua Ferreira Viana, 716 - Socorro - São Paulo/SP

---

## lumini

---

LumCAT:

Luminaire: mini track concentra flex 17 serie 3 e fm

LampCAT: modulo led 8W 30K irc 90

Ballast type:

Report No:

Voltage(V): 220.0000

Test No:

Current(A): 0.1160

Number of Lamps: 1

Power (W): 10.0000

Lamp flux(lm): 715.0

PF: 0.3900

Length(mm): 145

Width(mm): 20

Phm Type: C

Height(mm): 0

---

## Photometric Results

---

Lumens(lm): 560.78, Efficiency(%): 78.43% , Luminous Efficacy(lm/W): 56.08

Central intensity(cd): 2222.304, Maximum intensity(cd): 2222.304

Angle of maximum intensity:  $C=0.0$   $\gamma=0.0$

Beam angle of C0 plane : 28.79

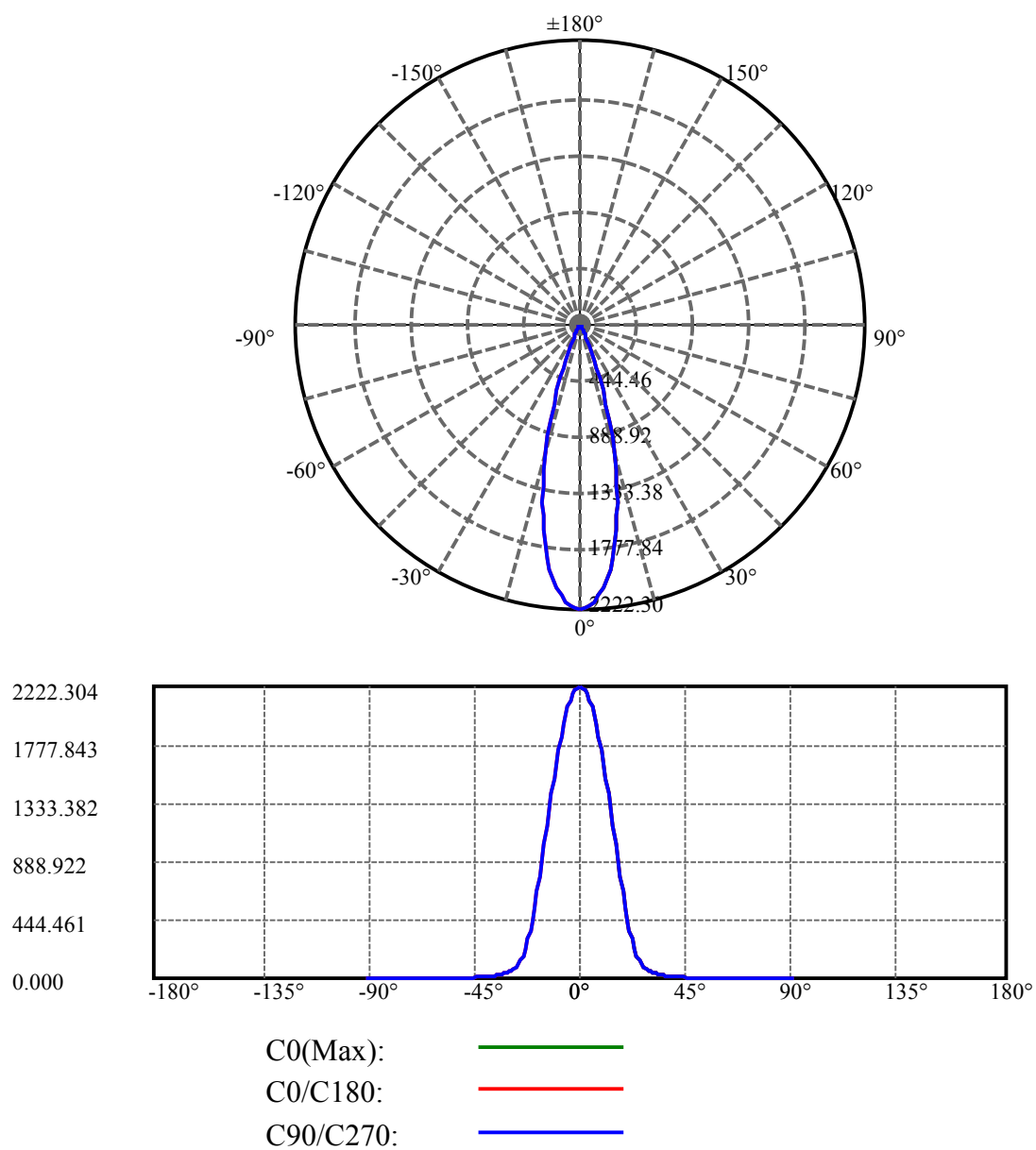
Aveage BeamAngle(IEC 61341):28.79

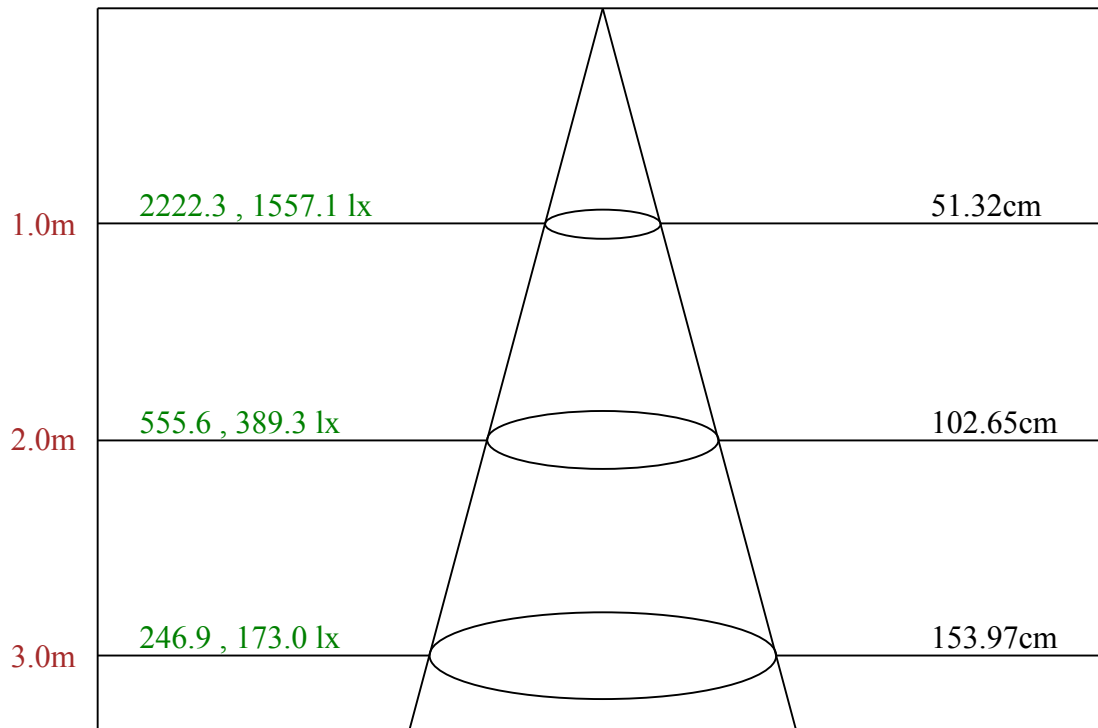
---

Equipment: equipamento lumini  
Temperature(°C): 25.5

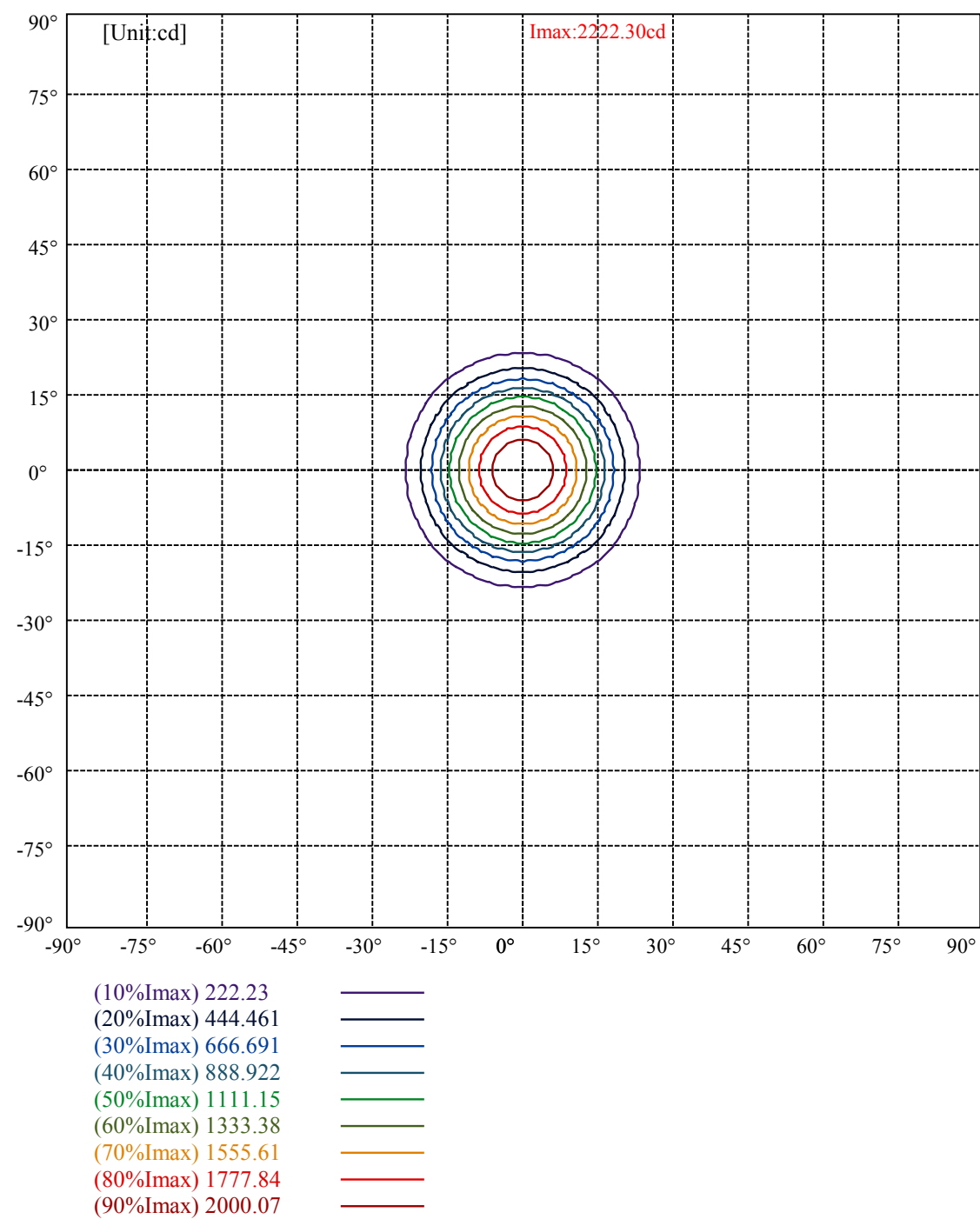
Date: 8/5/2024  
Humidity(%): 55.0%

Operator: 01  
Distance(m): 6.90





Max , Ave      Beam angle of C0 plane 28.79



# lumini

## Luminance Limiting Curve(no luminous side)

Appendix Page: 5 Total:6

Luminance Table

$\gamma$	45	50	55	60	65	70	75	80	85
C0	2989	2062	1496	1359	1500	1728	2252	3356	6687
C45	2989	2062	1496	1359	1500	1728	2252	3356	6687
C90	2989	2062	1496	1359	1500	1728	2252	3356	6687

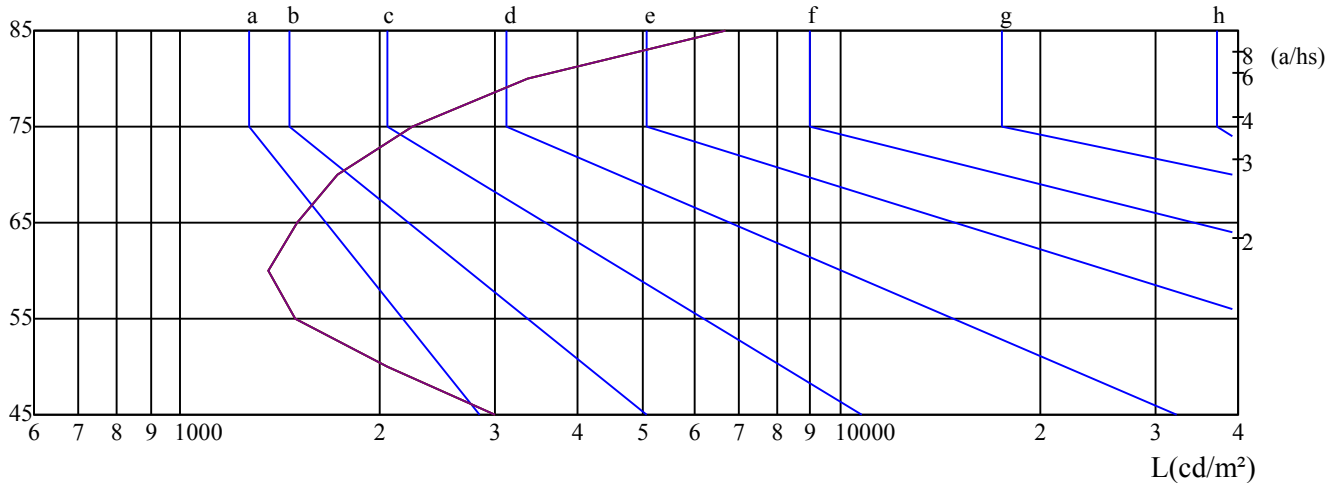
L(Hor)(65)	L(Ver)(65)	L45(65)	L(Hor)(75)	L(Ver)(75)	L45(75)	L(Hor)(85)	L(Ver)(85)	L45(85)
1500	1500	1500	2252	2252	2252	6687	6687	6687

Glare Table

Glare	Quality	Service Values Illuminance(lx)							
1.15	A	2000	1000	500	$\leq 300$				
1.5	B		2000	1000	500	$\leq 300$			
1.85	C			2000	1000	500	$\leq 300$		
2.2	D				2000	1000	500	$\leq 300$	
2.55	E					2000	1000	500	$\leq 300$
		a	b	c	d	e	f	g	h

Luminance Limiting Curve

$\gamma(^{\circ})$



C0 ———

C45 ———

C90 ———

Equipment: equipamento lumini  
Temperature( $^{\circ}$ C): 25.5

Date: 8/5/2024  
Humidity(%): 55.0%

Operator: 01  
Distance(m): 6.90

Illumination assessment according UGR											
Rf of Ceiling		70	70	50	50	30	70	70	50	50	30
Rf of Wall		50	30	50	30	30	50	30	50	30	30
Rf of Floor		20	20	20	20	20	20	20	20	20	20
Room dimensions		Viewed crosswise					Viewed endwise				
X	Y										
2H	2H	4.97	5.88	5.33	6.19	6.51	5.87	6.78	6.23	7.09	7.41
	3H	5.96	6.77	6.35	7.11	7.45	6.64	7.45	7.03	7.79	8.13
	4H	6.82	7.57	7.22	7.93	8.30	7.35	8.10	7.76	8.46	8.83
	6H	8.10	8.79	8.52	9.17	9.57	8.49	9.17	8.91	9.55	9.95
	8H	8.93	9.58	9.35	9.97	10.38	9.28	9.93	9.70	10.32	10.73
	12H	9.97	10.59	10.40	10.99	11.40	10.23	10.85	10.66	11.24	11.66
4H	2H	5.09	5.84	5.49	6.19	6.56	5.89	6.64	6.29	6.99	7.36
	3H	6.44	7.07	6.87	7.46	7.88	6.98	7.61	7.41	8.00	8.42
	4H	7.63	8.17	8.07	8.60	9.05	8.03	8.57	8.47	8.99	9.44
	6H	9.19	9.67	9.67	10.13	10.58	9.46	9.94	9.93	10.39	10.85
	8H	10.22	10.67	10.71	11.13	11.60	10.47	10.91	10.96	11.37	11.85
	12H	11.47	11.87	11.96	12.33	12.85	11.64	12.05	12.13	12.50	13.02
8H	4H	8.10	8.54	8.59	9.00	9.48	8.43	8.87	8.92	9.33	9.81
	6H	10.00	10.36	10.51	10.84	11.36	10.21	10.57	10.71	11.05	11.56
	8H	11.31	11.61	11.84	12.13	12.63	11.50	11.80	12.03	12.32	12.82
	12H	12.80	13.03	13.35	13.55	14.07	12.92	13.15	13.47	13.67	14.19
12H	4H	8.26	8.67	8.75	9.12	9.64	8.57	8.97	9.06	9.43	9.95
	6H	10.35	10.65	10.88	11.17	11.67	10.53	10.83	11.07	11.36	11.86
	8H	11.74	11.96	12.28	12.48	13.01	11.90	12.13	12.45	12.65	13.17
Variation with the observer position at spacings:											
S = 1.0H		2.5/-1.7					2.5/-1.7				
S = 1.5H		3.1/-1.5					3.1/-1.5				
S = 2.0H		3.4/-1.5					3.4/-1.5				
Standard tables:		BKBF					BKBF				
Uncorrected UGR		-5.0					-5.0				

依据CIE Publ. 117 计算 UGR, S/H = 0.25